



CURRY
& COMPANY
MULTI-DROP PENDANTS

AI WEIWEI
ART HOUSE



The Multi-Drop Pendant Collection is a celebration of beautiful light, fine craftsmanship and ultimate versatility. With eight canopy options, a broad range of shade choices, and adjustable wire lengths, each piece can be customized to fit any interior space. These pieces are suited for residential or hospitality settings.

CANOPY OPTIONS


1-Light Round:
2"h x 5.5" dia.




3-Light Round:
2"h x 7.5" dia.



7-Light Round:
2"h x 13" dia.



15-Light Round:
2"h x 21" dia.





The 3-light, 7-light and 15-light round canopies are designed for smaller rooms that still need a statement light. The 1-light looks great in multiples.

CANOPY OPTIONS

7-Light Linear:
2”h x 57”w x 5.25”d




15-Light Linear:
2”h x 48”w x 12”d


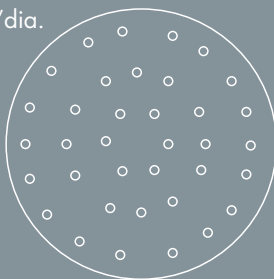


The 7-light and 15-light linear canopies are well suited for use over a kitchen island or a rectangular dining table.

30-Light Linear:
2"h x 54"w x 18"d



36 -Light Round:
2"h x 33"dia.



The 30-light linear and 36-light round canopies are designed for grand spaces, such as oversized kitchens, foyers and living rooms.

SHADE OPTIONS

Our broad shade assortment explores our range of materials and shapes, allowing for customizable lighting designs.



Pathos



Regatta



Alsop



Beehive



Iota



Palatino



Medusa



Glaze White



Glaze



Lazio



Piero



Palpo Green



Palpo White



Palpo Blue



Cannula



Banyan



Posh



Pepper



Daze



Giro



Rame



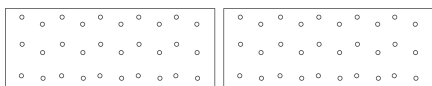
Crystal Bud



Escenia

MULTIPLY IT!

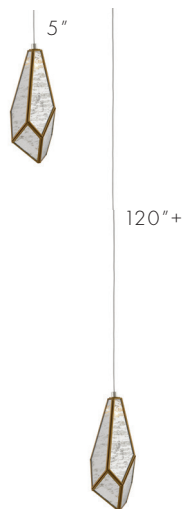
Our linear multi-drop canopies are ideal for showcasing more than one at a time. In a line, they create visually a dramatic, overscale fixture, making this use ideal in contract and hospitality settings, or in a larger residential space.



As shown: Two 30-light Linear Canuula Multi-Drop Pendants.

NOTABLE FEATURES

- 8 canopies (1-light to 36-light)
- Shade options in a wide range of materials
- Customizable
- More than 200 design configurations
- Adjustable lengths to 10 feet (additional wire to 20 feet)
- Lengths can be adjusted even after installation
- Retailers: Maximize sales per square foot with multiple shades on one canopy
- Designer-friendly for residential or hospitality placements



FLEX YOUR STYLE: INFINITE DESIGNS WITH ADJUSTABLE WIRE

Each wire is adjustable at installation, allowing you to build the piece that's perfect for your room. Here, see the same fixture configured in three different ways. Wires are 10 feet as sold, but we offer extended lengths as well for larger spaces.







CURREY
& COMPANY

curreyandcompany.com